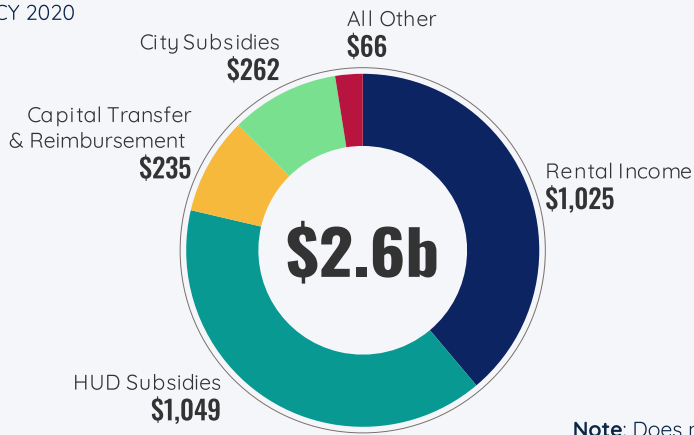


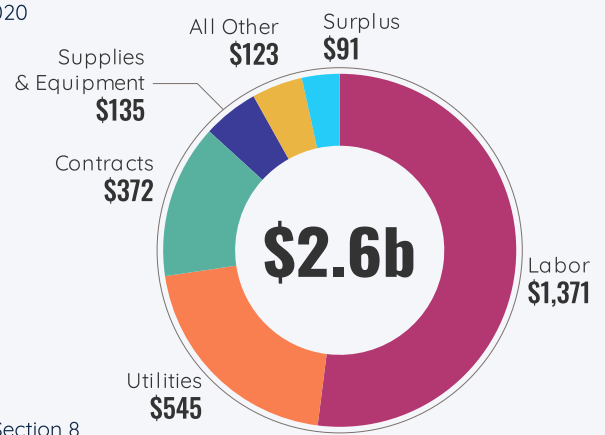
## Operating Revenue

CY 2020



## Operating Expenses

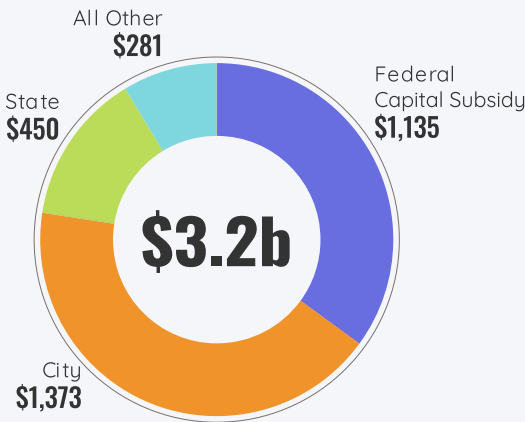
CY 2020



Note: Does not include Section 8

## Capital Budget

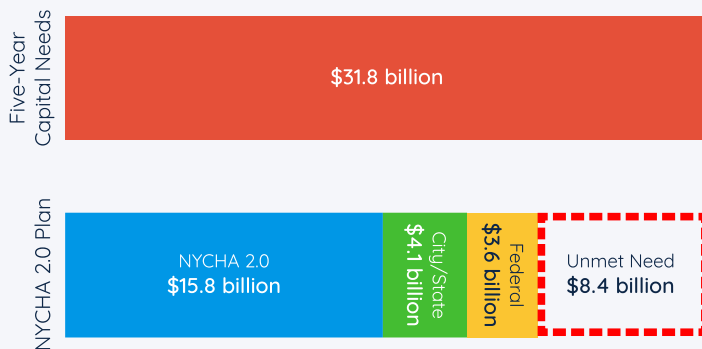
CY 2020



## NYCHA at a glance

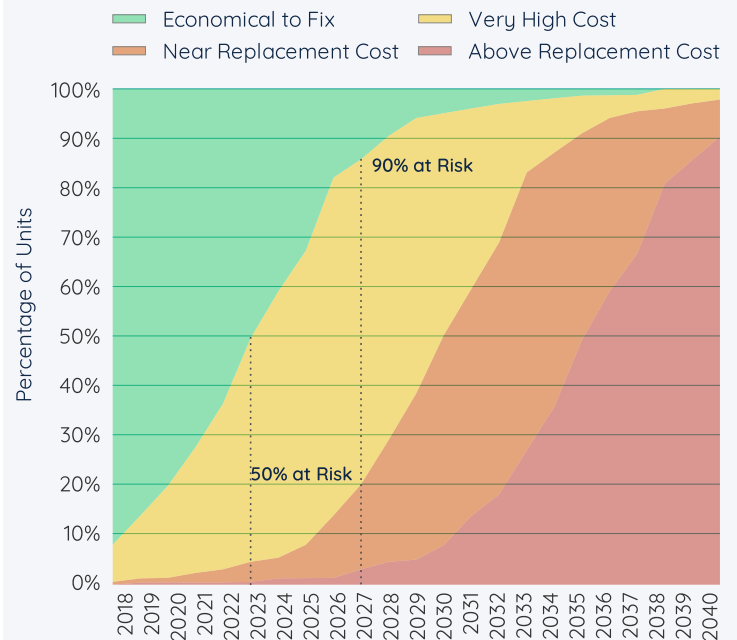
- 173,762 Public Housing Units Under Management
- 381,159 Authorized Residents Living in Public Housing
- 2,351 Buildings in NYCHA Portfolio
- 11,339 Number of Employees

## NYCHA's 5-Year Capital Needs vs 10-Year NYCHA 2.0 Plan



## CBC Projection of NYCHA Capital Needs If They Continue to Grow at Current Rate

2018-2040



## SOURCES

NYCHA Operating Revenue, Expenses, and Capital Budget: Meeting minutes, New York City Housing Authority Board of Directors (December 18, 2019).

NYCHA's 5-Year Capital Needs vs 10-Year NYCHA 2.0 Plan; NYCHA Capital Needs at Current Rate: New York City Housing Authority, 2017 Physical Needs Assessment (March 25, 2018); Sean Campion, *Stabilizing the Foundation: Transforming NYCHA to Address Its Capital Needs* (Citizens Budget Commission July 2018).

NYCHA at a glance: New York City Housing Authority, 2019 Fact Sheet.