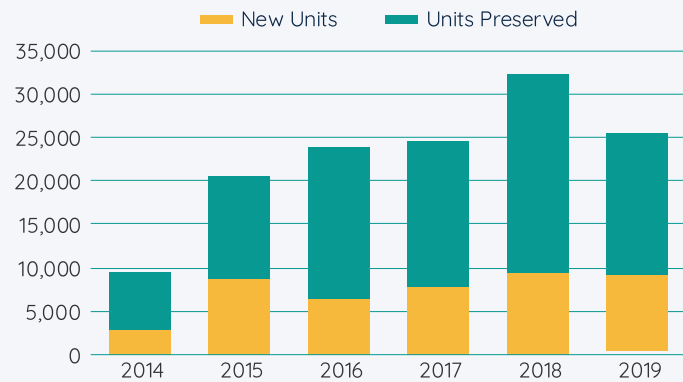


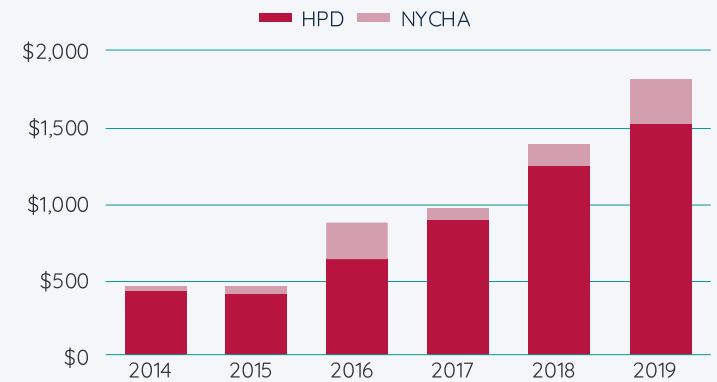
Mayor's Housing Plan, Housing Starts

fiscal years 2014-2019

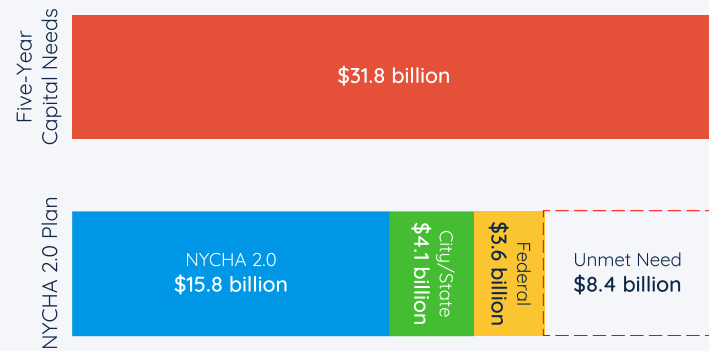


NYC Capital Commitments for Housing

fiscal years 2014-2019, dollars in millions

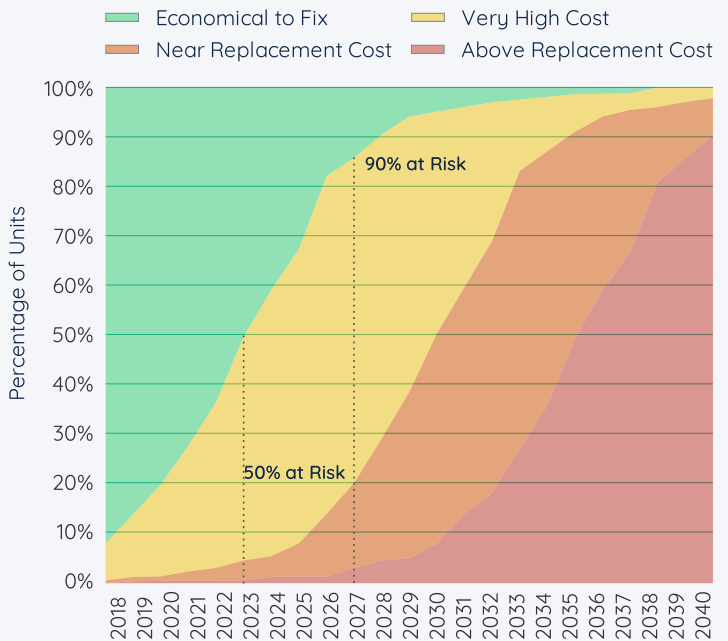


NYCHA's 5-Year Capital Needs vs 10-Year NYCHA 2.0 Plan



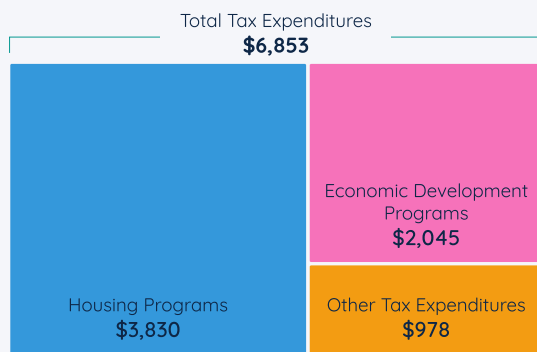
CBC Projection of NYCHA Capital Needs If They Continue to Grow at Current Rate

2018-2040



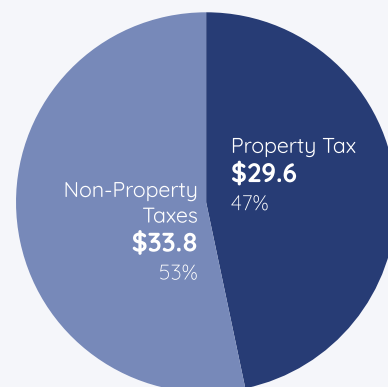
New York City Tax Expenditures

fiscal year 2019, dollars in millions



New York City Tax Revenue

fiscal year 2020, dollars in billions



SOURCES

Housing New York, Housing Starts: NYC Capital Commitments for Housing: New York City Mayor's Office of Operations, Mayor's Management Report, fiscal year 2014 to 2019 editions.

NYCHA's 5-Year Capital Needs vs 10-Year NYCHA 2.0 Plan: NYCHA Capital Needs at Current Rate: New York City Housing Authority, 2017 Physical Needs Assessment (March 25, 2018); Sean Campion, Stabilizing the Foundation: Transforming NYCHA to Address Its Capital Needs (Citizens Budget Commission July 2018).

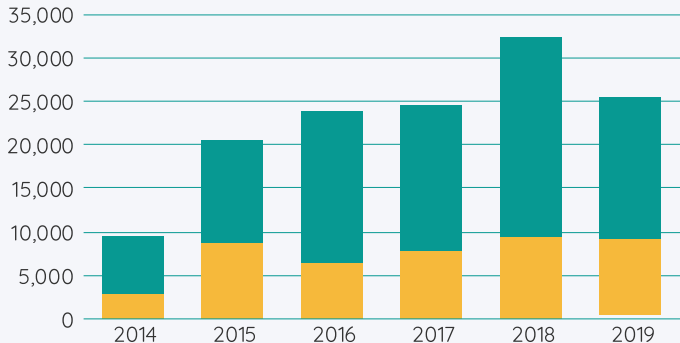
New York City Property Tax Expenditures: City of New York, Department of Finance, Annual Report on Tax Expenditures: Fiscal Year 2019 (February 2019).

New York City FY 2020 Tax Revenue: City of New York, Office of Management and Budget, Adopted Budget: Fiscal Year 2020: Financial Plan (June 19, 2019).

Mayor's Housing Plan, Housing Starts

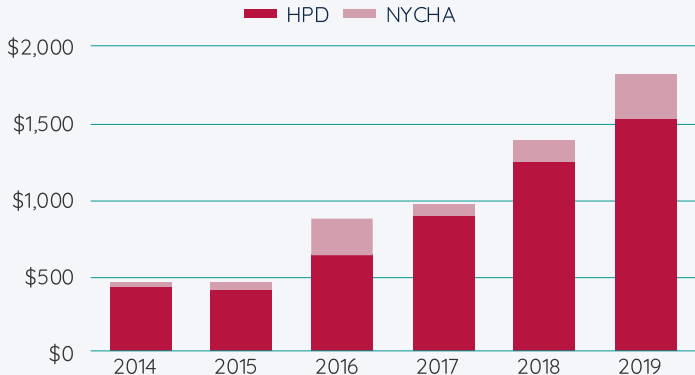
fiscal years 2014-2019

New Units Units Preserved

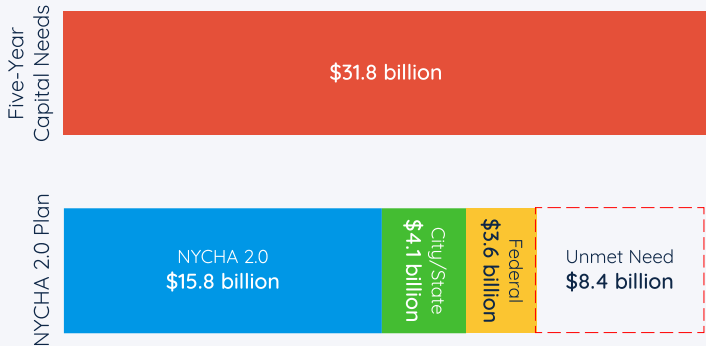


NYC Capital Commitments for Housing

fiscal years 2014-2019, dollars in millions

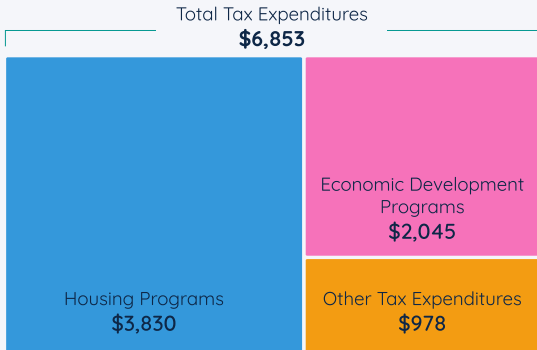


NYCHA's 5-Year Capital Needs vs 10-Year NYCHA 2.0 Plan



New York City Tax Expenditures

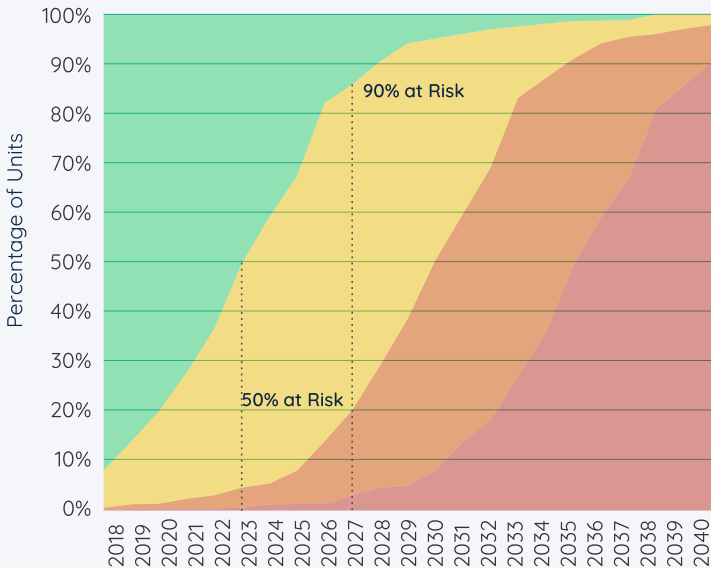
fiscal year 2019, dollars in millions



CBC Projection of NYCHA Capital Needs If They Continue to Grow at Current Rate

2018-2040

- Economical to Fix
- Near Replacement Cost
- Very High Cost
- Above Replacement Cost



New York City Tax Revenue

fiscal year 2020, dollars in billions

